













1 inch = 4,500 feet



 CITY LIMITS	 B4 Neighborhood Business District
 EXTRA-TERRITORIAL JURISDICTION	 Downtown Business/Residential Overlay District
ZONING	 I Industrial
 B1 Local Business Mixed	 P1 Planned Development
 B2 Commercial Research and Technology	 R1 Residential Single Family
 B3 Historical and Central Business	 R2 Mixed Residential
	 R3 Manufactured Home Residential